

Commonwealth of Pennsylvania Recovery Plan

State and Local Fiscal Recovery Funds 2023 Report



July 31, 2023

Commonwealth of Pennsylvania
2023 Recovery Plan

Table of Contents

General Overview 2

 Executive Summary..... 2

 Uses of Funds 3

 Promoting Equitable Outcomes 8

 Community Engagement..... 9

 Labor Practices..... 9

 Use of Evidence 10

 Performance Report..... 11

Project Inventory..... 13

GENERAL OVERVIEW

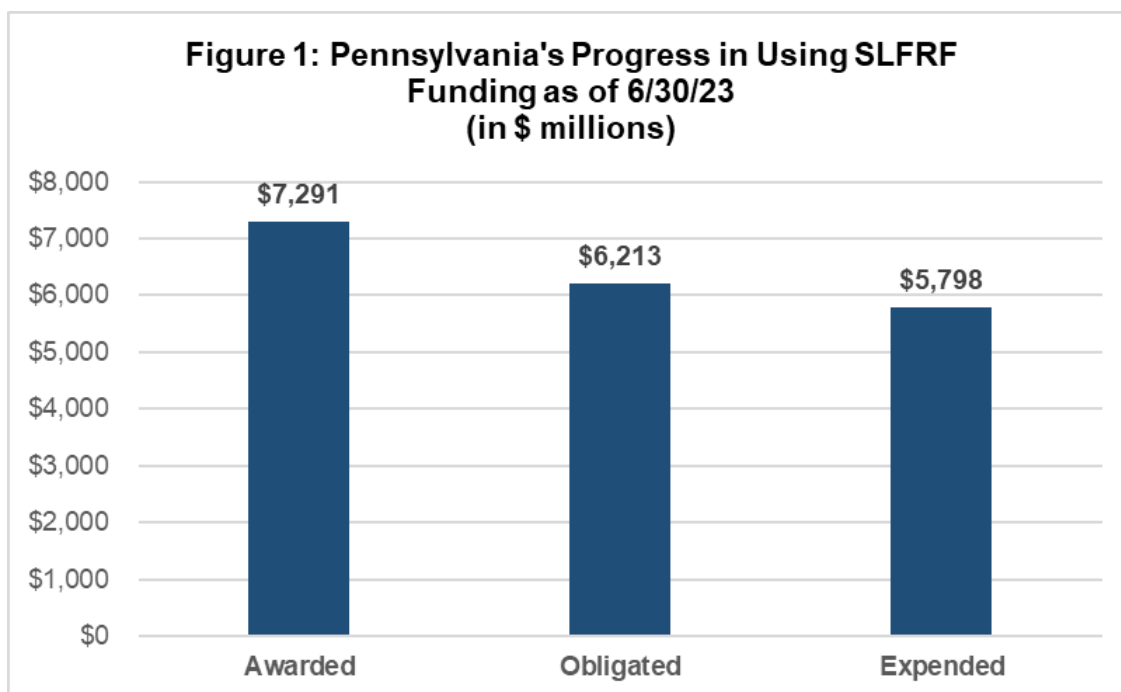
Executive Summary

The Commonwealth of Pennsylvania received \$7,291,328,098.40 in State and Local Fiscal Recovery Funds (SLFRF) on May 21, 2021, in one tranche. These funds have been instrumental in the recovery of the Commonwealth from the pandemic by allowing the continuation of vital government services and the creation of a variety of targeted new programs that respond to public health, negative economic impacts, and critical infrastructure needs. This report describes the progress that has been made in employing these funds through June 30, 2023.

As of June 30, 2023, all SLFRF dollars awarded to the Commonwealth (\$7.291 billion) have been appropriated into 30 specific uses via four different acts of the Pennsylvania General Assembly. As the uses have been refined, they have been further disaggregated into projects as detailed in quarterly expenditure and annual recovery reports. As of the end of the Second Quarter of 2023, \$6.213 billion of the appropriated funds have been obligated, representing 85.2% of all SLFRF dollars allocated to the Commonwealth. Expenditures through this same period total \$5.798 billion, or 79.5% of Pennsylvania's SLFRF dollars. The uses of revenue replacement dollars are reported in a single project, while other uses with expenditures or obligations are reflected in 30 separate projects.

The report details all SLFRF-funded projects as currently appropriated and allocated. Due to the delay in enacting the Commonwealth's 2023-24 budget, it is possible that additional programs will be added or, current program budgets will be adjusted through the completion of the budget process. As project budgets are created or changed, this report may be periodically updated during the fiscal year.

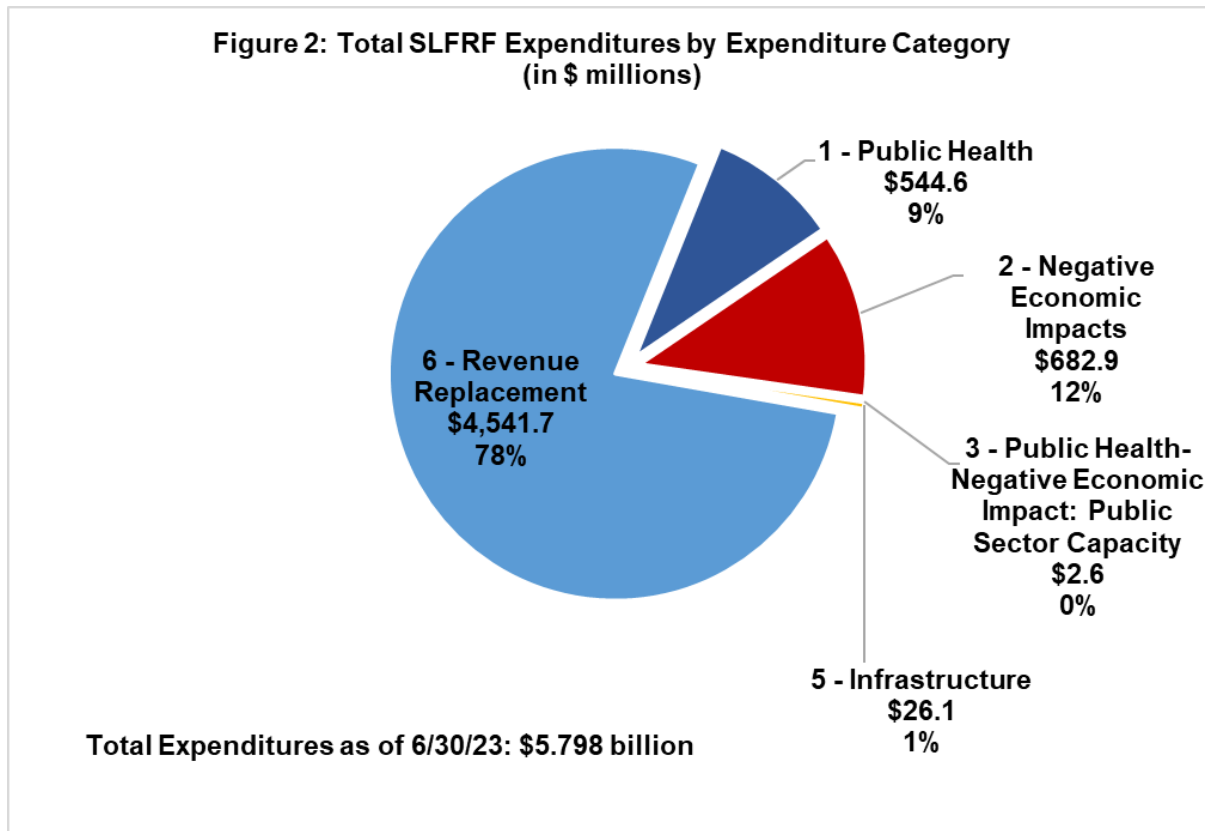
This report is based on our current understanding of guidance issued by the U.S. Treasury and is subject to revision as more guidance is issued.



Uses of Funds

As of June 30, 2023, Pennsylvania has expenditures totaling \$5.798 billion in five expenditure categories, with the largest share, 78%, being classified as Revenue Replacement (EC 6). Programs addressing negative economic impacts and public health comprise 21% of SLFRF spending to date. About 1% of funds have been spent on expanding public sector capacity and improving infrastructure.

As projects are further implemented, these figures will change.

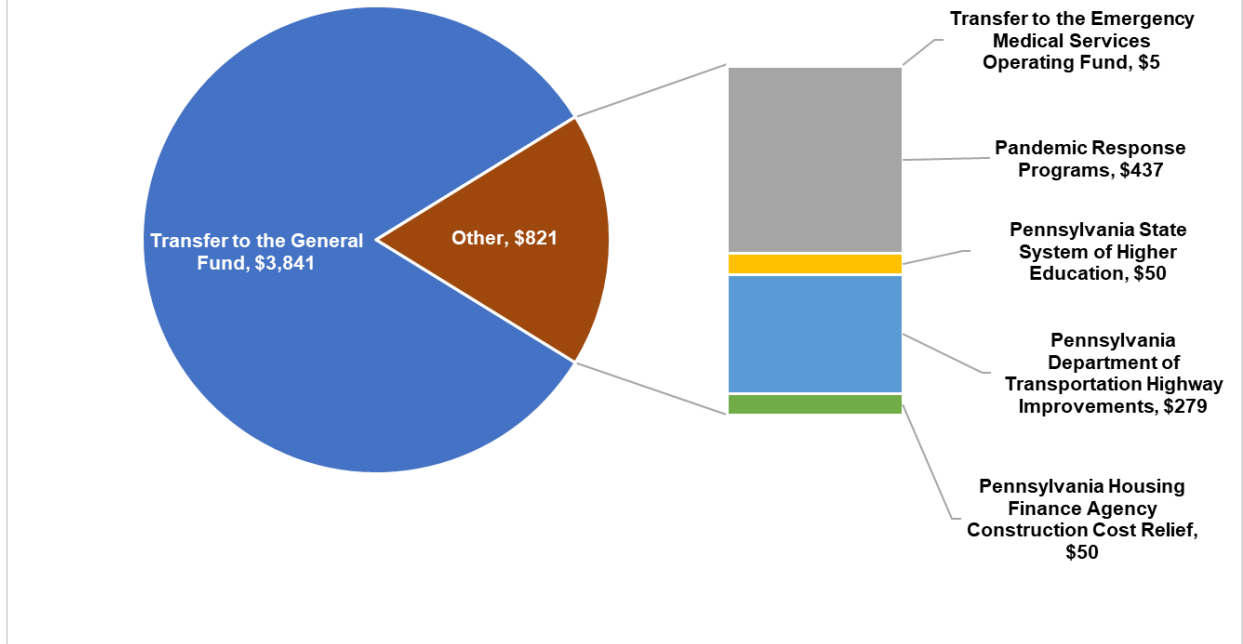


Revenue Replacement Uses

Due to declines in tax and fee revenue in calendar year 2020, Pennsylvania was able to claim \$4.662 billion in revenue loss. No additional revenue loss could be claimed in 2021 or 2022. The Commonwealth has budgeted using all claimed revenue loss in the Revenue Replacement expenditure category (EC 6) in the following areas:

1. \$3.841 billion was transferred to the General Fund to continue government operations.
2. \$5 million was transferred to the Emergency Medical Services (EMS) Operating Fund.
3. \$437 million for a variety of Pandemic Response grant payments.
4. \$50 million to the Pennsylvania State System of Higher Education (PASSHE).
5. \$279 million to the Pennsylvania Department of Transportation for highway and safety improvements.
6. \$50 million to the Pennsylvania Housing Finance Agency (PHFA) for Construction Cost Relief.

**Figure 3: Budgeted Uses of Revenue Replacement SLFRF Funds
(in \$ millions)**



The transfer of \$3.841 billion to the General Fund has allowed Pennsylvania to continue to provide vital public services since 2021-22 and help make strategic investments that aid building a strong, resilient, and equitable recovery.

Due to General Assembly’s delay in enacting the 2023-24 budget, this Performance Report reflects spending as enacted through 2022-23.

In 2022-23, the total enacted General Fund budget was \$42,765,617,000.

The major areas of General Fund state spending include the Department of Education at \$15.4 billion and the Department of Human Services at \$18.0 billion. Together, these two departments make up 78.3% of state General Fund spending in the 2022-23 budget. Departments related to the protection of persons and property make up another 9.4% of the state budget. The funds remaining are related to departments dealing with economic development, direction and supportive services, debt service funds, direct support for higher education, and other programs.

With the substantial assistance provided by the \$3.841 billion transfer of SLFRF funds to the General Fund in 2021-22, not only were state government services able to be continued, but several new critical investments were made which will help Pennsylvanians recover from the pandemic and the disruptions it triggered. This trend continued in 2022-23, and the effects of this fund transfer will continue to benefit the Commonwealth in 2023-24 and beyond.

Within the Department of Human Services, which improves the quality of life for Pennsylvania’s individuals and families and promotes opportunities for independence through services and supports, the 2022-23 budget included a \$1.5 billion increase in state General Fund spending.

One of the primary drivers of this increase is Medical Assistance (MA), Pennsylvania’s Medicaid program. MA enrollment has increased since the start of the pandemic and has remained at this higher level through 2022-23. Funding for other services where demand was impacted by COVID-19, such as County Administration, County Child Welfare, and Early Intervention also received marked increases in the 2022-23 budget.

The Department of Education, which ensures every learner has access to a quality education system that academically prepares children and adults to succeed as productive citizens, received historic new investments in the 2022-23 budget, with the help of SLFRF dollars. The 2022-23 budget increased funding for the Basic Education subsidy to school districts by \$543 million. Part of this increase, \$525 million, was added to the funds distributed through the fair funding formula, a bipartisan formula created in 2015-16, which considers local wealth and equity differences. An additional \$225 million is being distributed through the separate “Level Up” equity supplement which provides targeted funding for the 100 most underfunded school districts. This subsidy will be included in underfunded school districts’ base funding going forward. The Level Up supplement will move the state one step closer to equitably funding public school districts. The 2022-23 budget included a \$79 million increase in funding for high-quality early learning for lower-income families. Also receiving critical increases are pre-school Early Intervention services (\$10 million) and Special Education (\$100 million) subsidies to help school districts pay for increasing costs.

In the Department of Agriculture, there was a \$2 million increase for the State Food Purchase Program and the Pennsylvania Agriculture Surplus System in the 2022-23 budget. By making food security a priority, boosting farm income, and putting fresh, local foods on the tables of Pennsylvanians in need, the 2022-23 budget addressed issues brought to the forefront by the pandemic.

Other uses of Revenue Replacement dollars include programs include assistance to the PASSHE, EMS providers, housing construction cost relief, and highway construction.

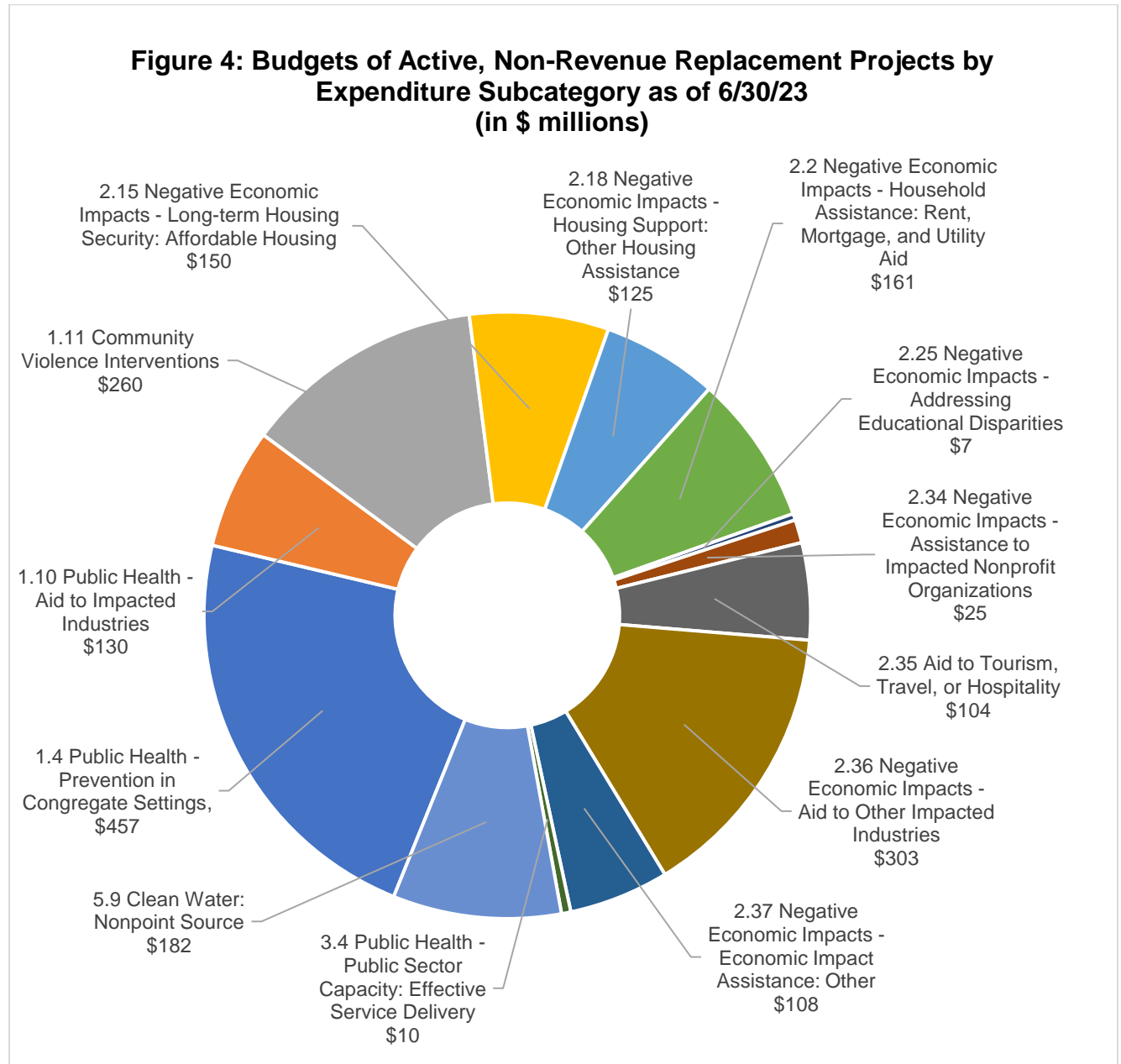
The \$4.662 billion in revenue replacement (EC 6.1) SLFRF funds defined above, describes current planned uses of appropriated funds.

As of June 30, 2023, \$4.574 billion of the funds appropriated for revenue replacement (EC 6.1) activities has been obligated, and \$4.542 billion has been expended.

Other Expenditure Category Uses

As of June 30, 2023, there are 30 active projects (having either obligations or expenditures) that have been assigned to expenditure categories other than Revenue Replacement. These projects have more rigorous quarterly reporting requirements. More detail on individual programs can be found in the Project Inventory section of this report.

The 30 active projects are assigned to 13 different expenditure subcategories. Figure 4 totals the current budgets of these active projects by expenditure subcategory.



As of June 30, 2023, these 30 projects have combined budgets of \$2.022 billion, obligations totaling \$1.639 billion, and expenditures totaling \$1.256 billion.

Table 1 contains a listing of all 31 active projects, including revenue replacement, as of June 30, 2023, including the administering department, expenditure subcategory, budget amount, and percent obligated and expended.

Table 1: Active SLFRF Projects as of June 30, 2023					
Project Name	Administering Department	Expenditure Subcategory	Budget (in \$ millions)	Percent Obligated	Percent Expended
Agriculture Conservation Assistance Program (87351A)	Agriculture	5.9	\$154.0	91.2%	15.2%
Keystone Tree Account - Riparian Buffer Program (87354A)	DCNR	5.9	\$5.3	100.0%	28.8%
Keystone Tree Account - TreeVitalize Program (87354B)	DCNR	5.9	\$3.5	85.2%	14.2%
Acid Mine Drainage Abatement & Treatment Program (87355A)	DEP	2.35	\$4.4	70.1%	4.5%
Nutrient Management Education, Research & Technical Assistance Program (87356A)	DEP	2.36	\$3.3	8.2%	7.7%
Nutrient Management Education, Planning, Grants & Technical Assistance Program (87357A)	Agriculture	5.9	\$18.7	3.6%	3.6%
State Parks and Outdoor Recreation Program (87360A)	DCNR	2.35	\$75.0	40.2%	8.0%
State Parks and Outdoor Recreation Program - Grants (87360B)	DCNR	2.35	\$25.0	88.6%	8.0%
Hospital Workforce Assistance (87371A)	DHS	2.36	\$100.0	99.8%	99.8%
Healthcare Workforce Assistance (87372A)	DHS	2.36	\$110.0	98.7%	98.7%
Emergency Medical Services Recovery Program (87374A)	PEMA	2.34	\$25.0	96.1%	94.1%
Long-Term Living Programs (87375A)	DHS	1.4	\$282.0	98.0%	98.0%
Student Loan Relief for Nurses Program (PHEAA1)	PHEAA	1.10	\$55.0	43.8%	36.5%
Local Law Enforcement Support Program (87377A)	Exec Offices	1.11	\$135.0	52.5%	0.9%
Gun Violence Investigation and Prosecution Program (87378A)	Exec Offices	1.11	\$50.0	99.3%	1.6%
Violence Intervention and Prevention Program (87379A)	Exec Offices	1.11	\$75.0	21.1%	0.2%
Child Care Stabilization Program (87381A)	DHS	2.36	\$90.0	99.1%	99.1%
Whole Home Repairs Program (87383A)	DCED	2.18	\$125.0	96.7%	96.7%
PASSHE - Institutional Aid Program (87386A)	PASSHE	2.37	\$107.9	80.9%	46.0%
PASSHE - IT Upgrades Program (87386B)	PASSHE	3.4	\$10.1	100.0%	25.5%
PASSHE - Cheyney Educational Disparities Program (87386C)	PASSHE	2.25	\$7.0	84.5%	84.5%
Long-Term Living Programs – Payments to Nursing Facilities (87389A)	DHS	1.4	\$135.4	99.6%	99.6%
Long-Term Living Programs – Payments to Personal Assistance Service Providers (87389B)	DHS	1.10	\$74.9	99.9%	99.9%
Long-Term Living Programs – Payments to Assisted Living and Personal Care Homes (87389C)	DHS	1.4	\$26.8	87.6%	87.6%
Long-Term Living Programs – Payments to Adult Day Care Facilities (87389D)	DHS	1.4	\$7.0	99.2%	99.2%
Long-Term Living Programs – Payments to LIFE Provider Organizations (87389E)	DHS	1.4	\$5.4	100.0%	100.0%
Long-Term Living Programs – Payments to Residential Habitation Providers (87389F)	DHS	1.4	\$0.5	100.0%	100.0%
Low-Income Home Energy Assistance Program (87391A)	DHS	2.2	\$21.3	100.0%	100.0%
Housing Subsidies for Older Pennsylvanians Program (87392A)	Revenue	2.2	\$140.0	100.0%	100.0%
Development Cost Relief Program (87393A)	PHFA	2.15	\$150.0	29.4%	10.4%
Commonwealth of Pennsylvania - Revenue Replacement (PA1)		6.1	\$4,661.8	98.1%	97.4%

Promoting equitable outcomes

The Commonwealth of Pennsylvania continues to distribute SLFRF funds in a fair and equitable manner with a focus on serving disproportionately impacted communities. As Pennsylvania continues to maintain and enhance critical government services and focused recovery programs using revenue replacement dollars (EC6.1), equitable distribution is a constant theme and consideration. At this time, the following intended outcomes are anticipated:

General Fund Transfer (\$3.841 billion) — Many General Fund programs, particularly regarding education and health care/human services are focused to provide assistance to those in most need. Notable uses regarding the promotion of equitable outcomes are the increases in Basic Education funded with the assistance of SLFRF transferred to the General Fund. The 2022-23 budget included \$543 million in new Basic Education funding and \$225 million Level-Up Supplement is distributed to either the 100 most underfunded school districts or to all school districts based on a formula that distributes state resources to schools using factors such as local wealth, poverty, English Language Learners, community differences, local effort and capacity, and rural/small district conditions. This increase is on top of the \$287 million increase in Basic Education Funding in 2021-22, both of which were possible in part due to SLFRF funding. These funds will help ensure that all students in every zip code have the resources they need for a quality education.

SLFRF dollars permitted Pennsylvania to establish several new programs or provide additional resources to existing programs. Throughout the development of these programs, the promotion of equitable outcomes was a primary consideration. A few examples from active projects include:

- Providing assistance to low-income Pennsylvanians to make home repairs, allowing them to improve their quality of life by having more energy efficient and safer homes.
- Improving park and forest infrastructure across the Commonwealth. This provides improved access to outdoor recreation opportunities which were found to be so critical for physical and mental health during the pandemic. Parks and forests have few entrance fees in Pennsylvania, and there has been an intentional effort to locate these as close to population centers to make them accessible to lower-income and diverse users.
- Financially assisting long-term living and child care providers to help them continue providing critically needed services to low-income seniors and families. This assistance allows the facilities to retain and improve wages of workers providing these critical services.
- Enhancing funding for violence prevention and gun violence investigation programs to increase safety and improve outcomes for low-income, often urban, communities.
- Encouraging the development of critically needed low-income housing by partnering with developers. These developments increase both the availability and quality of housing opportunities for low-income and other disproportionately affected communities.

Community Engagement

The Commonwealth of Pennsylvania recognizes that tailoring programs and assistance to communities is important.

During the budget enactment process, the Pennsylvania General Assembly held appropriations hearings on several proposals, and used feedback received by their constituents through a variety of methods (including public hearings and direct communication) to help further shape ideas.

As the 2022-23 budget was negotiated between the governor and legislature, a set of SLFRF uses were agreed to using the knowledge gained from community engagement.

As SLFRF-funded programs conclude in the coming year and remaining dollars are pooled for redistribution, public input will be vital for determining the highest and best use of these federal dollars.

Labor Practices

The Commonwealth of Pennsylvania has three active projects where labor reporting will be provided — the Agriculture Conservation Assistance Program (budgeted at \$154 million — qualifies as an infrastructure project valued at more than \$10 million), the State Parks and Outdoor Recreation Program — Grants (budgeted at \$25 million — qualifies as a capital project valued at \$10 million or more), and the Nutrient Management Education, Planning, Grants & Technical Assistance Program (budgeted at \$18.72 million — qualifies as an infrastructure project valued at more than \$10 million). While each of these three projects are being summarized at the level of aggregate appropriation, consistent with the SLFRF guidance, each of these three programs are comprised of multiple individual “projects.”

For the period ending June 30, 2023, the Commonwealth is reporting summarized labor details in the federal portal Project Status section for the Agriculture Conservation Assistance Program and the State Parks and Outdoor Recreation Program — Grants. In addition, for both projects, the Commonwealth will transmit individual subrecipient labor information to the U.S. Treasury for all subawards equal to or greater than \$50,000. At this time, only one subaward from either project is valued at \$10 million or more — the Agriculture Conservation Assistance Program’s \$15,524,729.60 payment to the Lancaster County Conservation District.

The Project Status section for the third qualifying project (Nutrient Management Education, Planning, Grants & Technical Assistance) indicates that only internal, administrative obligations and expenditures have occurred so far, and no additional labor information has been collected from subrecipients at this time. However, the Commonwealth is planning to collect project labor information from subrecipients in future quarters.

The Commonwealth affirms that it is committed to all fair labor standard practices throughout all aspects of its business.

Use of Evidence

The Commonwealth of Pennsylvania will look for opportunities to incorporate program evaluations to determine how the use of SLFRF funds provides evidence that communities and affected groups are recovering from the pandemic. As the Commonwealth has more information to share on the use of evidence, it will be provided in subsequent SLFRF Recovery Plan Performance Reports. As of June 30, 2023, the following is known about how evidence is being used.

- Agriculture Conservation Assistance Program – Best management practices that reduce nutrient and sediment loading to surface waters will be tracked in the Pennsylvania Department of Environmental Protection’s Practice Keeper online tracking tool. In doing this, Pennsylvania will receive credit under the Chesapeake Bay Watershed Implementation Plan 3 (WIP3) which monitors sediment levels flowing into the Chesapeake Bay from the Commonwealth. As a result, the Agriculture Conservation Assistance Program will contribute to the improvement of water quality, climate issues — as practices capture and store carbon, and local economies (return on investment) for landowners. In addition, the State Conservation Commission is under contract with Penn State University to develop and Geographic Information System (GIS) that will track best management practices and investments over time. The commission will seek to track the “return on investment” for these projects, including estimated reductions in nutrients and sediment, and overall economic impact on farming operations.
- Whole Home Repairs Program – Subrecipients of the program may use the funds to invest in workforce development programs that will connect trainees to jobs through committed employer partnerships related to improving the habitability and performance of homes, including cash stipends for trainees and costs related to the design and implementation of pre-apprenticeship, apprenticeship, and publicly funded on-the-job training programs.
- Keystone Tree Account — TreeVitalize Program – The TreeVitalize Program’s [website](#) has an interactive Open Tree Map which displays the annual benefits of the program, and provides monetized values of environmental benefits, such as — energy conserved, stormwater filtered, air quality improved, carbon dioxide removed, and carbon dioxide stored.
- Gun Violence Investigation and Prosecution Program – Subrecipients of the program may use the funds to purchase hardware or software for investigation tracking or introduce initiatives that support firearm tracing.

Performance Report

The Commonwealth of Pennsylvania will look for opportunities to incorporate performance measurement and meaningful results tracking for individual projects, as well as collect required performance information for our newly created projects, based on the expenditure category. The use of SLFRF dollars may also be linked to existing performance measurement activities in the Commonwealth's agencies. The number of entities that have been obligated funds for each project as of June 30, 2023, are below.

Pennsylvania Department of Agriculture Projects

- Agriculture Conservation Assistance Program — 68 County Conservation Districts and one university
- Nutrient Management Education, Planning, Grants & Technical Assistance Program — only administrative funds have been obligated / paid

Pennsylvania Department of Community and Economic Development Projects

- Whole Home Repairs Program — 59 counties

Pennsylvania Department of Conservation and Natural Resource Projects

- Keystone Tree Account - Riparian Buffer Program — 5 organizations
- Keystone Tree Account — TreeVitalize Program — 11 organizations and local municipalities
- State Parks and Outdoor Recreation Program — 20 contractors
- State Parks and Outdoor Recreation Program — Grants — 55 local municipalities

Pennsylvania Department of Environmental Protection Projects

- Acid Mine Drainage Abatement & Treatment Program — 4 contractors
- Nutrient Management Education, Research & Technical Assistance — 2 County Conservation Districts

Pennsylvania Department of Human Services Projects

- Hospital Workforce Assistance — 139 hospitals
- Healthcare Workforce Assistance — 203 healthcare providers
- Long-Term Living Programs — 1,192 care providers
- Child Care Stabilization Program — 14 child care providers
- Long-Term Living Programs — Payments to Nursing Facilities — 590 providers
- Long-Term Living Programs — Payments to Personal Assistance Service Providers — 1,340 providers
- Long-Term Living Programs — Payments to Assisted Living and Personal Care Homes — 767 providers
- Long-Term Living Programs — Payments to Adult Day Care Facilities — 68 providers
- Long-Term Living Programs — Payments to LIFE Provider Organizations — 19 providers
- Long-Term Living Programs — Payments to Residential Habitation Providers — 17 providers
- Low-Income Home Energy Assistance Program — benefited 54,873 households

Pennsylvania Commission on Crime and Delinquency Projects

- Local Law Enforcement Support Program — 209 local municipalities
- Gun Violence Investigation and Prosecution Program — 30 local municipalities
- Violence Intervention and Prevention Program — 9 organizations and local municipalities

Pennsylvania Emergency Management Agency Projects

- Emergency Medical Services Recovery — 646 EMS providers

Pennsylvania Higher Education Assistance Agency Projects

- Student Loan Relief for Nurses - 6,936 nurses

Pennsylvania Housing Finance Agency Projects

- Development Cost Relief — 16 organizations

Pennsylvania State System of Higher Education Projects

- PASSHE Institutional Aid Program — thousands of low to middle income students
- IT Upgrades Program — 2 contractors
- Cheney Educational Disparities — 1 contractor and several Cheyney University employees

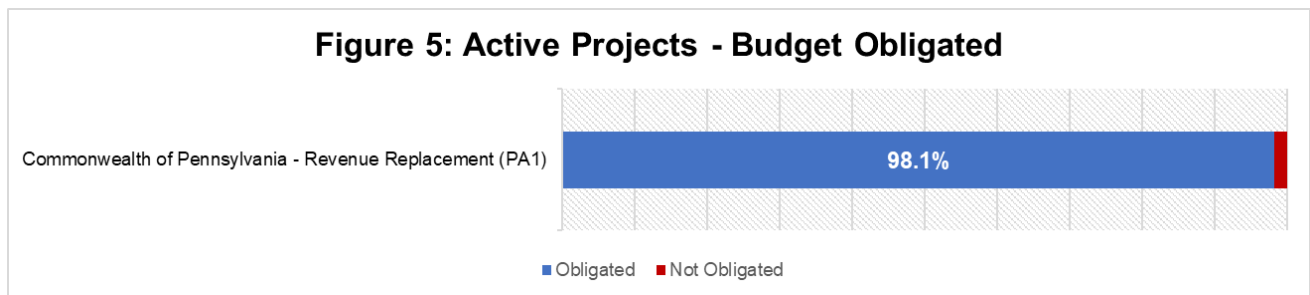
Pennsylvania Department of Revenue Projects

- Housing Subsidies for Older Pennsylvanians — 440,788 households

As the Commonwealth has more information to share on performance, we will provide it in subsequent SLFRF Recovery Plan Performance Reports.

PROJECT INVENTORY

Commonwealth of Pennsylvania – Revenue Replacement



PA1: Commonwealth of Pennsylvania – Revenue Replacement

Funding amount: \$4,661,847,152

Project Expenditure Category: 6.1 Revenue Replacement – Provision of Government Services

Project Overview

- Pennsylvania intends to use \$4.662 billion of SLFRF funds in FY's 2021-22, 2022-23 and 2023-24 for revenue replacement (EC6) in six specific areas. These uses include:
 - \$3.841 billion to be transferred to the General Fund to continue to provide critical government services and fund new programs to aid those most affected by the pandemic.
 - \$5 million to be transferred to the Emergency Medical Services (EMS) Operating Fund to provide grants to EMS providers.
 - \$437 million for pandemic response through the creation of a variety of programs and government services.
 - \$50 million to the Pennsylvania State System of Higher Education (PASSHE) to assist state-owned universities in providing affordable higher education to students.
 - \$279 million for highway and safety improvements.
 - \$50 million to the Pennsylvania Housing Finance Agency (PHFA) for Construction Cost Relief.
- As of June 30, 2023, \$4,574,002,064.57, or 98.1% of the total allocated for this project has been obligated and \$4,541,656,826.02, or 97.4%, has been expended.

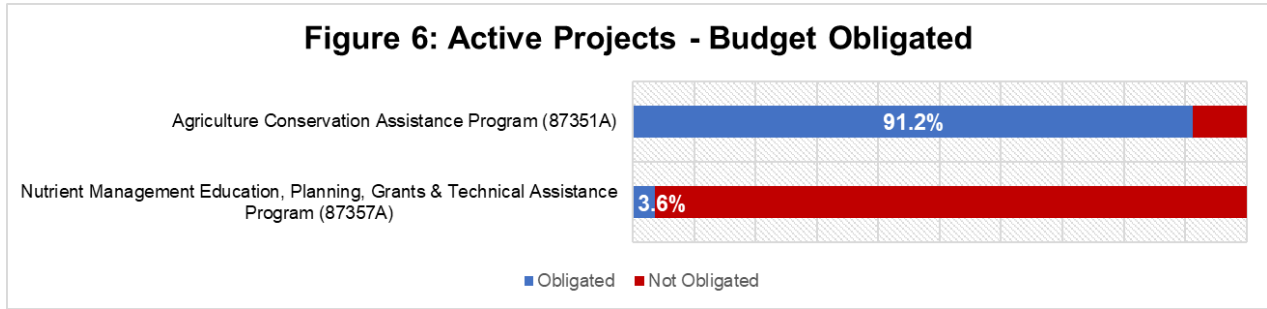
Use of Evidence

- Per Appendix E of the April 1, 2023, *Project and Expenditure Report User Guide*, the Commonwealth is not required to identify the funding amount allocated towards evidence-based interventions.

Performance Report

- Performance indicators are not required for Revenue Replacement projects.

Pennsylvania Department of Agriculture Projects:



Agriculture Conservation Assistance Program

87351A: Agriculture Conservation Assistance Program

Funding amount: \$154,000,000

Project Expenditure Category: 5.9 Infrastructure - Clean Water: Nonpoint Source

Project Overview

- The Agriculture Conservation Assistance Program provides financial and technical assistance to landowners in the design and installation of agricultural conservation best management practices that will reduce or prevent nutrient and sediment losses from their land and improve water quality and soil health across the Commonwealth.
- Funding is directed to counties by a formula prescribed in legislation, which considers the number of agriculturally impaired stream miles, number of cropland acres, number of farms and number of livestock and poultry operations.
- Legislation limits eligibility of funds to owners of agricultural operations, otherwise referred to as "farmers" or "producers". Funds are allocated to county conservation districts to enter contracts with individual farmers.
- County conservation districts, the recipients of the funds, are conducting extensive outreach in local farming communities to tout the new Agricultural Conservation Assistance Program and availability of funds.
- While this funding is benefiting farmers statewide, the single largest investment Pennsylvania has made, to date, is directed towards meeting its obligations to clean up water quality in tributaries leading to the Chesapeake Bay.
- State Conservation Commission staff have been working with the Philadelphia Department of Parks and Recreation to potentially spend Philadelphia County's allocation on urban agriculture conservation projects that are located in areas classified as "food deserts".
- The tight deadline for funds to be committed by 2024 and spent by 2026 underscores the need for short term technical assistance.
- State and county staff are using portions of funds for administrative assistance.
- In addition, the State Conservation Commission is using a portion of the funds for a technical assistance center in partnership with Penn State University.
- As of June 30, 2023, \$140,454,330.35, or 91.2% of the \$154 million allocated for this project has been obligated and \$23,404,840.14, or 15.2%, has been expended.

Use of Evidence

- Per Appendix E of the April 1, 2023, *Project and Expenditure Report User Guide*, the Commonwealth is not required to identify the funding amount allocated towards evidence-based interventions for infrastructure projects. However, best management practices that reduce nutrient and sediment loading to surface waters will be tracked in the Pennsylvania

Department of Environmental Protection's Practice Keeper online tracking tool. In doing this, Pennsylvania will receive credit under the Chesapeake Bay Watershed Implementation Plan 3 (WIP3) which monitors sediment levels flowing into the Chesapeake Bay from the Commonwealth. As a result, the Agriculture Conservation Assistance Program will contribute to the improvement of water quality, climate issues — as practices capture and store carbon, and local economies (return on investment) for landowners.

- In addition, the State Conservation Commission is under contract with Penn State University to develop and Geographic Information System (GIS) that will track best management practices and investments over time. The commission will seek to track the “return on investment” for these projects, including estimated reductions in nutrients and sediment, and overall economic impact on farming operations.

Performance Report

- Performance indicators are not required for Infrastructure projects.

Nutrient Management Education, Planning, Grants & Technical Assistance Program

87357A: Nutrient Management Education, Planning, Grants & Technical Assistance Program

Funding amount: \$18,720,000

Project Expenditure Category: 5.9 Infrastructure — Clean Water: Nonpoint Source

Project Overview

- The Fiscal Year 2022-23 budget earmarked \$22 million for Pennsylvania's Nutrient Management Fund. These funds were split into two programs — 87357A, the Nutrient Management Education, Planning, Grants & Technical Assistance Program, valued at \$18.72 million and 87356A, the Nutrient Management Education, Research, and Technical Assistance Program, valued at \$3.28 million.

- The purpose of 87357A is to provide general nutrient management program support, technical assistance, information technology and website needs related to program tracking, financial assistance for Conservation Excellence Grants, and Agri-link loan interest rate subsidies.

- These funds will be distributed by the Department of Agriculture to the County Conservation Districts who will be working directly with farmers and landowners on their nutrient management needs.

- As of June 30, 2023, \$671,356.14, or 3.6% of the \$18.72 million allocated for this project has been obligated and \$671,356.14, or 3.6%, has been expended.

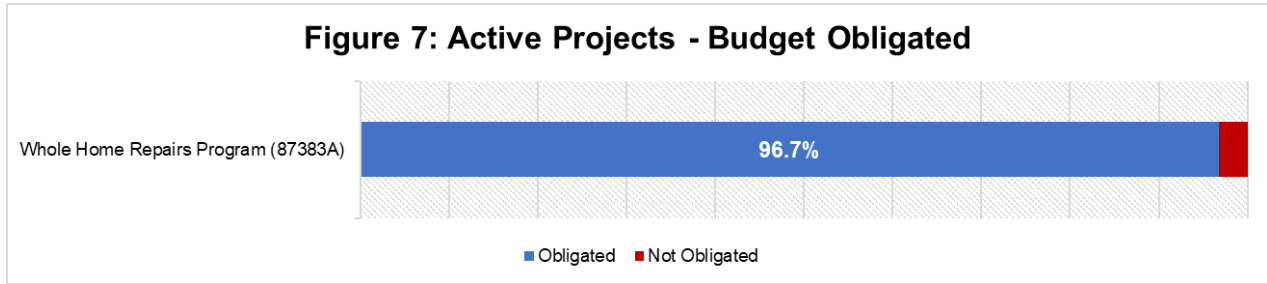
Use of Evidence

- Per Appendix E of the April 1, 2023, *Project and Expenditure Report User Guide*, the Commonwealth is not required to identify the funding amount allocated towards evidence-based interventions for Infrastructure projects.

Performance Report

- Performance indicators are not required for Infrastructure projects.

Pennsylvania Department of Community and Economic Development Projects:



Whole Home Repairs Program

87383A: Whole Home Repairs Program

Funding amount: \$125,000,000

Project Expenditure Category: 2.18 Negative Economic Impacts — Housing Support: Other Housing Assistance

Project Overview

- The Department of Community and Economic Development (DCED) received \$125 million of SLFRF funds through Act 54 of 2022 to implement the Whole Home Repairs Program. These funds are provided to nonprofits and governmental entities to distribute to homeowners and landlords to cover the cost of home repairs required to ensure residential units are fit for human habitation, free from defective conditions of health and safety hazards, free from preventative measures inhibiting the improvement of energy or water efficiency and lowering utility costs.
- Homeowners who receive funds must not have a household income that exceeds 80% of the area’s median income. Landlords must be renting affordable units, recorded against a rental property in a mortgage security.
- A single grant to a homeowner or a single loan to a small landlord may not exceed \$50,000 per owner-occupied or rental unit.
- As of June 30, 2023, \$120,927,747.33, or 96.7% of the \$125 million allocated for this project has been obligated and expended.

Use of Evidence

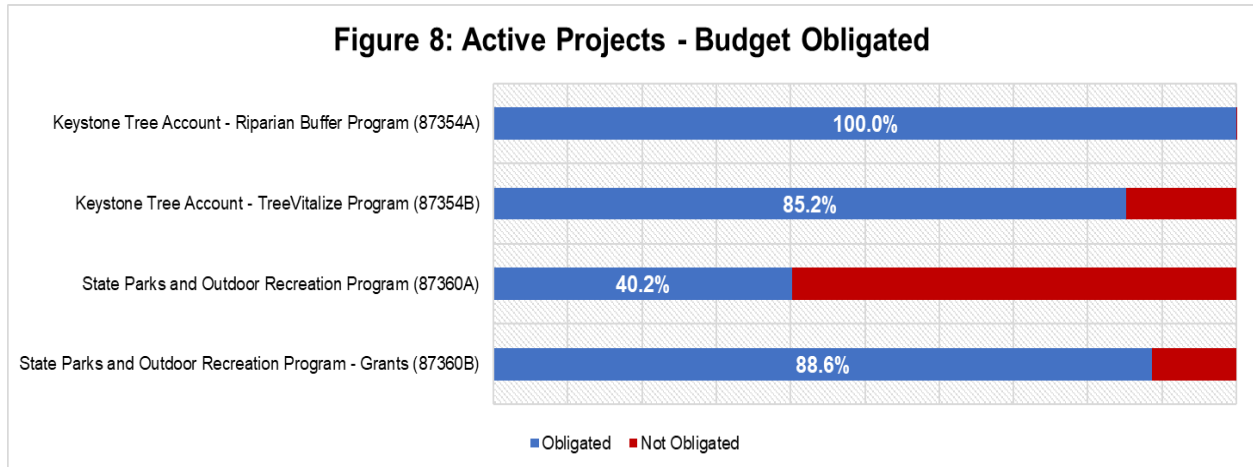
- Per Appendix E of the April 1, 2023, *Project and Expenditure Report User Guide*, the Commonwealth is required to identify the funding amount allocated towards evidence-based interventions for expenditure category 2.18. However, while subrecipients of the program may use the funds to invest in workforce development programs that will connect trainees to jobs through committed employer partnerships related to improving the habitability and performance of homes, including cash stipends for trainees and costs related to the design and implementation of pre-apprenticeship, apprenticeship, and publicly funded on-the-job training programs, DCED itself, is not planning to invest in evidence-based interventions.
- Appendix E also asks recipients to identify whether expenditure category 2.18 projects are primarily serving disproportionately impacted communities. As described above, the Whole Home Repairs Program exclusively serves homeowners below 80% of the area’s median income and landlords renting affordable units.

Performance Report

- Performance indicators are required for expenditure category 2.18. The Whole Home Repairs Program reports zero households receiving eviction prevention services and zero affordable

housing units preserved or developed (because the Whole Homes Repairs Program’s definition of affordable housing does not meet the federal definition).

Pennsylvania Department of Conservation and Natural Resource Projects:



Keystone Tree Account — Riparian Buffer Program

87354A: Keystone Tree Account - Riparian Buffer Program

Funding amount: \$5,280,000.00

Project Expenditure Category: 5.9 Infrastructure — Clean Water: Nonpoint Source

Project Overview

- The Keystone Tree Account — Riparian Buffer Program maintains and restores buffers throughout the Commonwealth to improve water quality and aquatic habitat.
- Pennsylvania has more than 86,000 miles of rivers and streams.
- The Commonwealth has a goal of planting 95,000 acres of riparian forest buffers statewide by 2025 to improve waterways in Pennsylvania and the Chesapeake Bay.
- As of June 30, 2023, \$5,279,400 or 100.0% of the \$5.28 million has been obligated and \$1,520,750, or 28.8%, has been expended.

Use of Evidence

• Per Appendix E of the April 1, 2023, *Project and Expenditure Report User Guide*, the Commonwealth is not required to identify the funding amount allocated towards evidence-based interventions for Infrastructure projects.

Performance Report

• Performance indicators are not required for Infrastructure projects.

Keystone Tree Account — TreeVitalize Program

87354B: Keystone Tree Account — TreeVitalize Program

Funding amount: \$3,520,000

Project Expenditure Category: 5.9 Infrastructure — Clean Water: Nonpoint Source

Project Overview

• TreeVitalize is a public-private partnership run through the Department of Conservation and Natural Resources’ Bureau of Recreation and Conservation. Funding for TreeVitalize grants

focuses on assisting communities in establishing and building programs that plant, maintain, and sustainably manage public shade trees.

- Municipalities and non-profit agencies throughout Pennsylvania are eligible to apply. Funding is awarded on an annual basis.
- As of June 30, 2023, \$2,999,000, or 85.2% of the \$3.52 million allocated for this project has been obligated and \$500,000, or 14.2%, has been expended.

Use of Evidence

- Per Appendix E of the April 1, 2023, *Project and Expenditure Report User Guide*, the Commonwealth is not required to identify the funding amount allocated towards evidence-based interventions for Infrastructure projects. However, the TreeVitalize Program's [website](#) has an interactive Open Tree Map which displays the annual benefits of the program, and provides monetized values of environmental benefits, such as — energy conserved, stormwater filtered, air quality improved, carbon dioxide removed, and carbon dioxide stored.

Performance Report

- Performance indicators are not required for Infrastructure projects.

State Parks and Outdoor Recreation Program

87360A: State Parks and Outdoor Recreation Program

Funding amount: \$75,000,000

Project Expenditure Category: 2.35 Negative Economic Impacts — Aid to Impacted Industries, Aid to Tourism, Travel, or Hospitality

Project Overview

- The State Parks and Outdoor Recreation Program supports the rehabilitation, repair and development of park and forest areas within this Commonwealth.
- Projects eligible for an award must meet one of the following requirements: those that rehabilitate, repair, or develop a State Park or State Forest land or the facilities of a State Park or State Forest land; or the award must be used for the acquisition of lands for a State Park or State Forest.
- As of June 30, 2023, \$30,154,151.61, or 40.2% of the \$75 million allocated for this project has been obligated and \$5,977,850.20, or 8.0%, has been expended.

Use of Evidence

- Per Appendix E of the April 1, 2023, *Project and Expenditure Report User Guide*, the Commonwealth is not required to identify the funding amount allocated towards evidence-based interventions for expenditure category 2.35. However, Appendix E does ask recipients to identify whether expenditure category 2.35 projects are primarily serving disproportionately impacted communities. The State Parks and Outdoor Recreation Program does not.

Performance Report

- Performance indicators are not required for expenditure category 2.35.

State Parks and Outdoor Recreation Program — Grants

87360B: State Parks and Outdoor Recreation Program — Grants

Funding amount: \$25,000,000

Project Expenditure Category: 2.35 Negative Economic Impacts — Aid to Impacted Industries, Aid to Tourism, Travel, or Hospitality

Project Overview

- The State Parks and Outdoor Recreation Program provides grants to local municipalities that plan, acquire, develop, rehabilitate, repair, or educate the public on — greenways, recreational trails, open space, natural areas, river corridors and access to riverfronts, watersheds, community parks and recreation facilities, community conservation and beautification projects, heritage areas, and other conservation and recreation needs.
- As of June 30, 2023, \$22,148,500, or 88.6% of the \$25 million allocated for this project has been obligated and \$1,993,380, or 8.0%, has been expended.

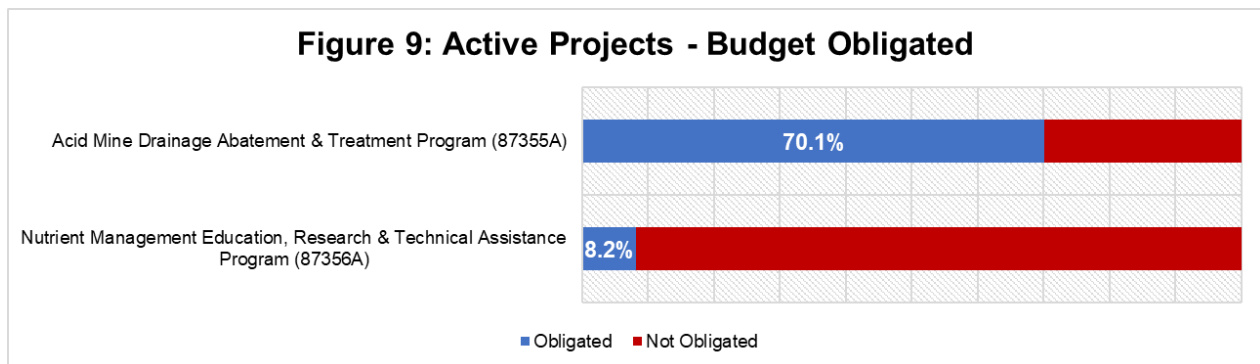
Use of Evidence

- Per Appendix E of the April 1, 2023, *Project and Expenditure Report User Guide*, the Commonwealth is not required to identify the funding amount allocated towards evidence-based interventions for expenditure category 2.35. However, Appendix E does ask recipients to identify whether expenditure category 2.35 projects are primarily serving disproportionately impacted communities. The State Parks and Outdoor Recreation Program does not.

Performance Report

- Performance indicators are not required for expenditure category 2.35.

Pennsylvania Department of Environmental Protection Projects:



Acid Mine Drainage Abatement & Treatment Program

87355A: Acid Mine Drainage Abatement & Treatment Program

Funding amount: \$4,400,000

Project Expenditure Category: 2.35 Negative Economic Impacts — Aid to Impacted Industries, Aid to Tourism, Travel, or Hospitality

Project Overview

- The Acid Mine Drainage Abatement & Treatment Program provides passive treatment solutions to improve Pennsylvania’s ecosystems, allowing fish, animals, wildlife habitats, and recreation opportunities to return to each area. The program funding will directly improve recreation and tourism opportunities.
- As of June 30, 2023, eight projects have been selected, but only one has begun spending.
- The program funding is being issued in three rounds. Any unused funds from one round will roll to the next round.
- Projects include AML Reclamation, AMD Reclamation, AMD Operation and Maintenance, New AMD Treatment Facilities and AMLER-related projects. Beyond recreation and tourism, priorities for this program include: reclaiming serious human health and safety problems

resulting from abandoned coal mines, completing AMD abatement and treatment projects to assist watershed restoration goals, addressing operation and maintenance needs, achieving measurable water quality improvements, and completing AML / AMD projects located in or directly affecting Environmental Justice Areas.

- Project outcomes will be governed by specific Pennsylvania State Mining Regulations; limiting what can be put into the waters of the Commonwealth. These standards will drive protection and improve the waters for consumption, recreation, and wildlife habitat.
- As of June 30, 2023, \$3,086,000, or 70.1% of the \$4.4 million allocated for this project has been obligated and \$200,000, or 4.5%, has been expended.

Use of Evidence

- Per Appendix E of the April 1, 2023, *Project and Expenditure Report User Guide*, the Commonwealth is not required to identify the funding amount allocated towards evidence-based interventions for expenditure category 2.35. However, Appendix E does ask recipients to identify whether expenditure category 2.35 projects are primarily serving disproportionately impacted communities. The Acid Mine Drainage Abatement & Treatment Program does not. This program funds mining sites in mostly remote areas, and therefore the selected projects focus on ecosystems rather than specifically impacted groups or populations.

Performance Report

- Performance indicators are not required for expenditure category 2.35.

Nutrient Management Education, Research & Technical Assistance Program

87356A: Nutrient Management Education, Research & Technical Assistance

Funding amount: \$3,280,000

Project Expenditure Category: 2.36 Negative Economic Impacts — Aid to Other Impacted Industries

Project Overview

- The Nutrient Management Education, Research & Technical Assistance Program provides resources to delegated conservation districts.
- This program was established in Act 38 of 2002, which replaced Act 6 of 1993, and imposed additional requirements on high-density animal operations.
- This program strives to control nutrient and soil erosion on farmland as well as educate and provide technical assistance to farms throughout the Commonwealth.
- As of June 30, 2023, \$269,500, or 8.2% of the \$3.28 million allocated for this project has been obligated and \$252,521.46, or 7.7%, has been expended.

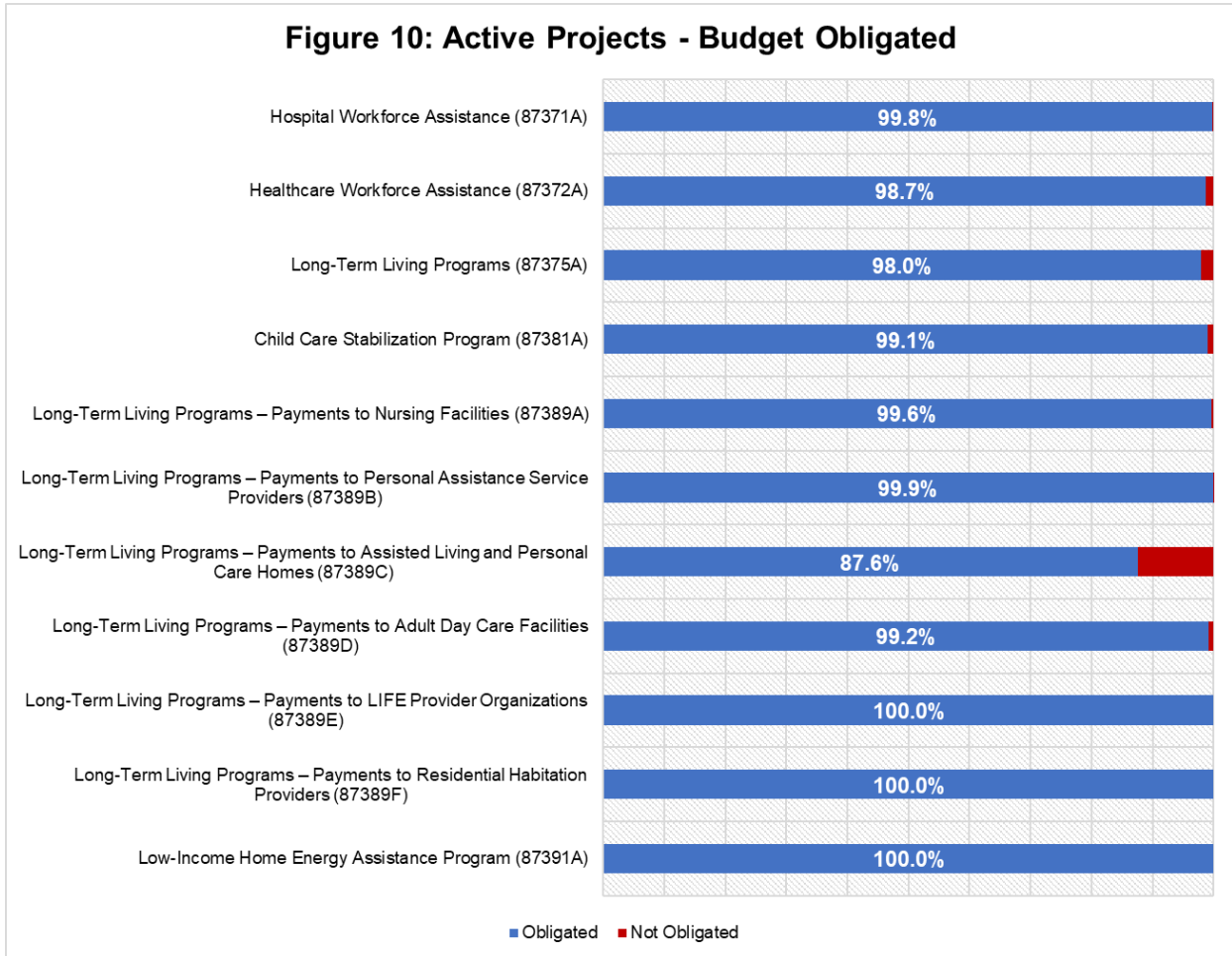
Use of Evidence

- Per Appendix E of the April 1, 2023, *Project and Expenditure Report User Guide*, the Commonwealth is not required to identify the funding amount allocated towards evidence-based interventions for expenditure category 2.36.

Performance Report

- Performance indicators are not required for 2.36 Negative Economic Impacts — Aid to Other Impacted Industries.

Pennsylvania Department of Human Services Projects:



Hospital Workforce Assistance

87371A: Hospital Workforce Assistance

Funding amount: \$100,000,000

Project Expenditure Category: 2.36 Negative Economic Impacts — Aid to Other Impacted Industries

Project Overview

- The Pennsylvania Department of Human Services (DHS) is tasked with distributing recruitment and retention payments to all acute care, critical access, and children’s hospitals licensed by the Pennsylvania Department of Health.
- Recipient hospitals are funded based on the number of licensed beds at each facility.
- As of June 30, 2022, all of the \$100 million allocated for this project had been obligated and expended to 139 entities. However, according to state law, in order to receive full payment, recipient hospitals were required to remain in business until at least December 2022. Since then, DHS has been recovering payments to recipient hospitals that did not comply with this condition.
- As of June 30, 2023, \$99,776,699.06, or 99.8% of the \$100 million allocated for this project is obligated and expended. As a result, \$223,300.94 has been recovered.

Use of Evidence

· Per Appendix E of the April 1, 2023, *Project and Expenditure Report User Guide*, the Commonwealth is not required to identify the funding amount allocated towards evidence-based interventions for expenditure category 2.36.

Performance Report

· Performance indicators are not required for 2.36 Negative Economic Impacts — Aid to Other Impacted Industries.
· As of June 30, 2023, 139 hospitals across the Commonwealth have benefited from this project. As information on workers receiving funds is reported, this will be updated.

Healthcare Workforce Assistance

87372A: Healthcare Workforce Assistance

Funding amount: \$110,000,000

Project Expenditure Category: 2.36 Negative Economic Impacts — Aid to Other Impacted Industries

Project Overview

· The Pennsylvania Department of Human Services (DHS) was tasked with distributing recruitment and retention payments to all behavioral health providers, critical access providers, and Medical Assistance hospitals licensed by the Pennsylvania Department of Health.
· Recipient healthcare entities were funded based on the number of licensed beds at each facility.
· As of June 30, 2023, \$108,596,669.73, or 98.7% of the \$110 million allocated for this project has been obligated and expended to 203 entities. However, according to state law, the recipient healthcare entities had to remain in business until at least December 2022. DHS had the authority to recover payments made to recipient healthcare entities that did not comply with this condition. As a result, \$1,136,227.27 has been recovered.

Use of Evidence

· Per Appendix E of the July 8, 2023, *Project and Expenditure Report User Guide*, the Commonwealth is not required to identify the funding amount allocated towards evidence-based interventions for expenditure category 2.36.

Performance Report

· Performance indicators are not required for 2.36 Negative Economic Impacts — Aid to Other Impacted Industries.
· As of June 30, 2023, 203 health providers have benefited from this project. As information on workers receiving funds is reported, this will be updated.

Long-Term Living Programs

87375A: Long-Term Living Programs

Funding amount: \$282,000,000

Project Expenditure Category: 1.4 Public Health — Prevention in Congregate Settings

Project Overview

· Please note - This project began in the fall of 2021 and was originally reported as revenue replacement. However, as the project took shape, it became evident that a better fit for the Commonwealth would be to report the project under the Public Health Expenditure Category. The second quarter of 2022 (which ended on June 30, 2022) will be the first quarter the

Commonwealth will report this project under the Public Health EC, specifically EC 1.4 Prevention in Congregate Settings.

- Nursing facilities and personal care homes were greatly affected by the pandemic – experiencing employment loss, unexpected medical, cleaning, and infrastructure costs, and expensive policy and operating changes. This SLFRF funding will assist providers with covering applicable expenses incurred as a result of the pandemic.
- Per Act 24 of 2021, the \$282 million allocated for this project will be divided as follows.
 - \$198 million for nursing facilities based on Medicaid days of care.
 - \$49 million for nursing facilities based on total occupancy.
 - \$27 million for personal care and assisted living residences based on occupancy.
 - \$3 million for personal care homes and assisted living residences based on residents who received supplemental security income.
 - \$5 million for any provider to improve indoor air management systems (distributed on a first-come, first-served basis for those who applied).
- As of June 30, 2023, \$276,393,838.93, or 98.0% of the \$282 million allocated for this project had been obligated to 1,192 entities. Expenditures for this project total \$276,299,114.08, or 98.0%, as of June 30, 2023.

Use of Evidence

- The Commonwealth has not determined how the use of evidence will be incorporated for this project yet, to our knowledge, \$0 in SLFRF funds are currently allocated towards evidence-based interventions.

Performance Report

- Performance indicators are not required for 1.4 Public Health – Prevention in Congregate Settings projects.
- As of June 30, 2023, 1,192 entities across the Commonwealth have been obligated funds in this project.

Child Care Stabilization Program

87381A: Child Care Stabilization Program

Funding amount: \$90,000,000

Project Expenditure Category: 2.36 Negative Economic Impacts – Aid to Other Impacted Industries

Project Overview

- Act 54 of 2022 established the Child Care Stabilization Program to provide retention and recruitment payments to qualified child-care provider staff.
- This program is critical to helping child care centers and family child care providers remain open or reopen, keeping child care workers on the payroll, and ensuring families have reliable options for high quality care while they work.
- As of June 30, 2023, \$89,175,812, or 99.1% of the \$90 million allocated for this project had been obligated and \$89,175,698, or 99.1%, had been expended.

Use of Evidence

- Per Appendix E of the July 8, 2022, *Project and Expenditure Report User Guide*, the Commonwealth is not required to identify the funding amount allocated towards evidence-based interventions.

Performance Report

· Performance indicators are not required for 2.36 Negative Economic Impacts – Aid to Other Impacted Industries.

Long-Term Living Programs – Payments to Nursing Facilities

87389A: Long-Term Living Programs – Payments to Nursing Facilities

Funding amount: \$135,440,000

Project Expenditure Category: 1.4 Public Health – Prevention in Congregate Settings

Project Overview

· Act 54 of 2022 allocates \$250 million to the Pennsylvania Department Human Services for various long-term living programs throughout the Commonwealth. Of this amount, \$135,400,000 is being used to make payments to qualified long-term living nursing facilities. Those receiving payments include nonpublic and county nursing facilities to assist with the cost of operations.

· As of June 30, 2023, \$134,873,980.38, or 99.6% of the \$135.4 million allocated for this project has been obligated and expended.

Use of Evidence

· Per Appendix E of the April 1, 2023, *Project and Expenditure Report User Guide*, the Commonwealth is required to identify the funding amount allocated towards evidence-based interventions for expenditure category 1.4. However, while subrecipients of the program may use the funds for evidence-based interventions, the Department of Human Services itself, is not planning to direct the funds towards evidence-based interventions.

· Appendix E asks recipients to identify whether expenditure category 1.4 projects are primarily serving disproportionately impacted communities. The Long-Term Living Programs – Payments to Nursing Facilities project does not specifically serve disproportionately impacted communities, instead project funding is distributed to qualified subrecipients via a funding formula.

Performance Report

· Performance indicators are not required for expenditure category 1.4.

Long-Term Living Programs – Payments to Personal Assistance Service Providers

87389B: Long-Term Living Programs – Payments to Personal Assistance Service Providers

Funding amount: \$74,946,000

Project Expenditure Category: 1.10 Public Health - COVID-19 Mitigation & Prevention: COVID-19 Aid to Impacted Industries

Project Overview

· Act 54 of 2022 allocates \$250 million to the Pennsylvania Department Human Services for various long-term living programs throughout the Commonwealth. Of this amount, \$74,946,000 is being used to make payments to qualified long-term living personal assistance service providers. Providers may use these funds to assist with the cost of operations.

· As of June 30, 2023, \$74,874,208.60, or 99.9% of the \$74.946 million allocated for this project has been obligated and expended.

Use of Evidence

- Per Appendix E of the April 1, 2023, *Project and Expenditure Report User Guide*, the Commonwealth is not required to identify the funding amount allocated towards evidence-based interventions for expenditure category 1.10.
- Appendix E asks recipients to identify whether expenditure category 1.10 projects are primarily serving disproportionately impacted communities. The Long-Term Living Programs — Payments to Personal Assistance Service Providers project does not specifically serve disproportionately impacted communities, instead project funding is distributed to qualified subrecipients via a funding formula.

Performance Report

- Performance indicators are not required for expenditure category 1.10.

Long-Term Living Programs — Payments to Assisted Living and Personal Care Homes

87389C: Long-Term Living Programs — Payments to Assisted Living and Personal Care Homes

Funding amount: \$26,767,000

Project Expenditure Category: 1.4 Public Health — Prevention in Congregate Settings

Project Overview

- Act 54 of 2022 allocates \$250 million to the Pennsylvania Department Human Services for various long-term living programs throughout the Commonwealth. Of this amount, \$26,767,000 is being used to make payments to qualified assisted living and personal care homes. Providers may use these funds to assist with the cost of operations.
- As of June 30, 2023, \$23,439,058.80, or 87.6% of the \$26.8 million allocated for this project has been obligated and expended.

Use of Evidence

- Per Appendix E of the April 1, 2023, *Project and Expenditure Report User Guide*, the Commonwealth is required to identify the funding amount allocated towards evidence-based interventions for expenditure category 1.4. However, while subrecipients of the program may use the funds for evidence-based interventions, the Department of Human Services itself, is not planning to direct the funds towards evidence-based interventions.
- Appendix E asks recipients to identify whether expenditure category 1.4 projects are primarily serving disproportionately impacted communities. The Long-Term Living Programs — Payments to Assisted Living and Personal Care Homes project does not specifically serve disproportionately impacted communities, instead project funding is distributed to qualified subrecipients via a funding formula.

Performance Report

- Performance indicators are not required for expenditure category 1.4.

Long-Term Living Programs — Payments to Adult Day Care Facilities

87389D: Long-Term Living Programs — Payments to Adult Day Care Facilities

Funding amount: \$6,959,000

Project Expenditure Category: 1.4 Public Health - COVID-19 Mitigation & Prevention: Prevention in Congregate Settings

Project Overview

- Act 54 of 2022 allocates \$250 million to the Pennsylvania Department Human Services for various long-term living programs throughout the Commonwealth. Of this amount, \$6,959,000

is being used to make payments to qualified long-term living adult day care facilities. Providers may use these funds to assist with the cost of operations.

- As of June 30, 2023, \$6,902,409.57, or 99.2% of the \$6,959,000 allocated for this project has been obligated and expended.

Use of Evidence

- Per Appendix E of the April 1, 2023, *Project and Expenditure Report User Guide*, the Commonwealth is required to identify the funding amount allocated towards evidence-based interventions for expenditure category 1.4. However, while subrecipients of the program may use the funds for evidence-based interventions, the Department of Human Services itself, is not planning to direct the funds towards evidence-based interventions.

- Appendix E asks recipients to identify whether expenditure category 1.4 projects are primarily serving disproportionately impacted communities. The Long-Term Living Programs — Payments to Adult Day Care Facilities project does not specifically serve disproportionately impacted communities, instead project funding is distributed to qualified subrecipients via a funding formula.

Performance Report

- Performance indicators are not required for expenditure category 1.4.

Long-Term Living Programs — Payments to LIFE Provider Organizations

87389E: Long-Term Living Programs — Payments to LIFE Provider Organizations

Funding amount: \$5,353,000

Project Expenditure Category: 1.4 Public Health — Prevention in Congregate Settings

Project Overview

- Act 54 of 2022 allocates \$250 million to the Pennsylvania Department Human Services for various long-term living programs throughout the Commonwealth. Of this amount, \$5,353,000 is being used to make payments to qualified long-term living LIFE Provider Organizations. Providers may use these funds to assist with the cost of operations.

- As of June 30, 2023, all of the \$5,353,000 allocated for this project has been obligated and expended.

Use of Evidence

- Per Appendix E of the April 1, 2023, *Project and Expenditure Report User Guide*, the Commonwealth is required to identify the funding amount allocated towards evidence-based interventions for expenditure category 1.4. However, while subrecipients of the program may use the funds for evidence-based interventions, the Department of Human Services itself, is not planning to direct the funds towards evidence-based interventions.

- Appendix E asks recipients to identify whether expenditure category 1.4 projects are primarily serving disproportionately impacted communities. The Long-Term Living Programs — Payments to LIFE Provider Organizations project does not specifically serve disproportionately impacted communities, instead project funding is distributed to qualified subrecipients via a funding formula.

Performance Report

- Performance indicators are not required for expenditure category 1.4.

Long-Term Living Programs — Payments to Residential Habitation Providers

87389E: Long-Term Living Programs — Payments to Residential Habitation Providers

Funding amount: \$535,000

Project Expenditure Category: 1.4 Public Health - COVID-19 Mitigation & Prevention: Prevention in Congregate Settings

Project Overview

- Act 54 of 2022 allocates \$250 million to the Pennsylvania Department Human Services for various long-term living programs throughout the Commonwealth. Of this amount, \$535,000 is being used to make payments to qualified long-term living adult day care facilities. Providers may use these funds to assist with the cost of operations.
- As of June 30, 2023, all of the \$535,000 allocated for this project has been obligated and expended.

Use of Evidence

- Per Appendix E of the April 1, 2023, *Project and Expenditure Report User Guide*, the Commonwealth is required to identify the funding amount allocated towards evidence-based interventions for expenditure category 1.4. However, while subrecipients of the program may use the funds for evidence-based interventions, the Department of Human Services itself, is not planning to direct the funds towards evidence-based interventions.
- Appendix E asks recipients to identify whether expenditure category 1.4 projects are primarily serving disproportionately impacted communities. The Long-Term Living Programs — Payments to Residential Habitation Providers project does not specifically serve disproportionately impacted communities, instead project funding is distributed to qualified subrecipients via a funding formula.

Performance Report

- Performance indicators are not required for expenditure category 1.4.

Low-Income Home Energy Assistance Program

87391A: Low-Income Home Energy Assistance Program

Funding amount: \$21,250,000

Project Expenditure Category: 2.2 Negative Economic Impacts — Assistance to Households, Household Assistance: Rent, Mortgage, and Utility Aid.

Project Overview

- The Department of Human Services' Low-Income Household Energy Assistance Program (LIHEAP) provides three types of benefits for low-income households:
 - LIHEAP Cash, a one-time benefit to help reduce the household's energy costs;
 - LIHEAP Crisis, a benefit for households who are without heat or in danger of being without heat; and
 - LIHEAP Crisis Weatherization, which provides heating system replacement and repair for households without heat.
- The \$21.25 million in Long-Term Living Programs — Payments to Residential Habitation Providers funds are being used exclusively for the LIHEAP Cash grants benefit, assisting 54,873 households.
- The project also enabled the Commonwealth to free up existing federal funding to assist households more fully and resulted in the Commonwealth extending its LIHEAP season by an additional two weeks.
- The LIHEAP Cash grants maximum benefit was \$1,000.

- As of June 30, 2023, all of the \$21,250,000 allocated for this project has been obligated and expended.

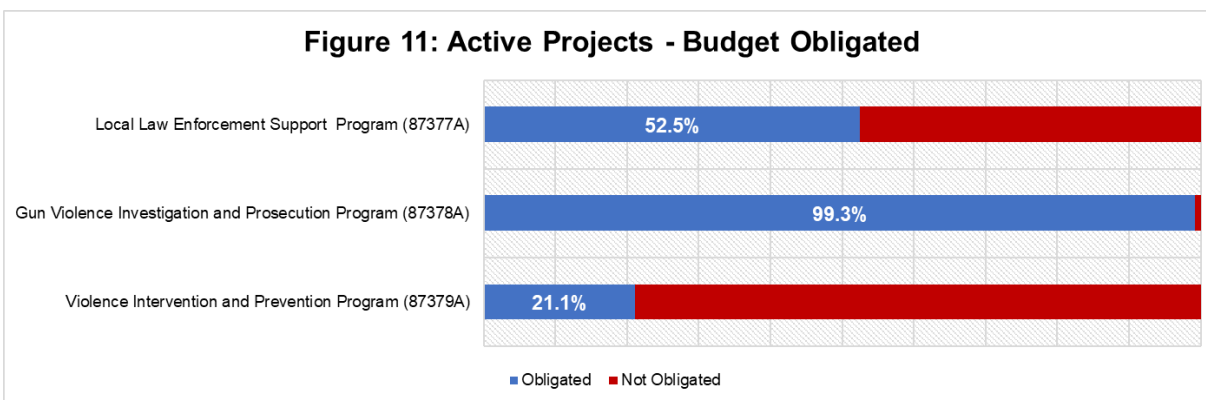
Use of Evidence

- Per Appendix E of the April 1, 2023, *Project and Expenditure Report User Guide*, the Commonwealth is required to identify the funding amount allocated towards evidence-based interventions for expenditure category 2.2. However, the Department of Human Services is not planning to direct the funds towards evidence-based interventions.
- Appendix E asks recipients to identify whether expenditure category 2.2 projects are primarily serving disproportionately impacted communities. The Low-Income Home Energy Assistance Program specifically serves low-income households, as those households are the only ones eligible for the LIHEAP program.

Performance Report

- Performance indicators are required for expenditure category 2.2. The Low-Income Home Energy Assistance Program reports zero households receiving eviction prevention services and zero affordable housing units preserved or developed.
- The Low-Income Home Energy Assistance Program assists 54,873 households.

Pennsylvania Commission on Crime and Delinquency Projects:



Local Law Enforcement Support Program

87377A: Local Law Enforcement Support Program

Funding amount: \$135,000,000

Project Expenditure Category: 1.11 Public Health - Community Violence Intervention

Project Overview

- Act 54 of 2022 establishes the Local Law Enforcement Support Grant Program for law enforcement agencies.
- This program provides law enforcement agencies with necessary resources to allow each agency to implement technology improvements, purchase or upgrade equipment, cover nontraditional law enforcement personnel costs, support retention and recruitment efforts, and provide necessary training and cover related expenses.
- Per Act 54, the Pennsylvania Commission on Crime and Delinquency (PCCD) must prioritize issuing grants to areas of the Commonwealth with high rates of violence or to law enforcement agencies with low clearance rates and must be geographically dispersed throughout this Commonwealth.

- Funding for this program must be distributed as follows:
 - A grant award to a city of the first class shall not exceed \$25,000,000.
 - A grant award to a city of the second class shall not exceed \$20,000,000.
 - A grant award to a municipality with a population of 55,000 or greater based on the most recent Federal decennial census, not including a city of the first class or a city of the second class, shall not exceed \$10,000,000.
 - A grant award to a municipality with a population between 18,000 and 55,000 based on the most recent Federal decennial census, not including a city of the first class or a city of the second class, shall not exceed \$5,000,000.
 - A grant award to a municipality with a population less than 18,000 based on the most recent Federal decennial census, not including a city of the first class or a city of the second class, shall not exceed \$1,000,000.
 - A grant award to a transit agency or campus police or university police department shall not exceed \$5,000,000.
 - A grant award to an airport authority police department or a county park police force shall not exceed \$500,000.
- As of June 30, 2023, \$70,904,547, or 52.5% of the \$135 million allocated for this project has been obligated and \$1,245,027.59, or 0.9%, has been expended.

Use of Evidence

· Per Appendix E of the April 1, 2023, *Project and Expenditure Report User Guide*, the Commonwealth is required to identify the funding amount allocated towards evidence-based interventions for expenditure category 1.11. However, while subrecipients of the program may use the funds to meet this requirement, gun violence data provided from the Pennsylvania State Police was referred to during the grant application review and selection process.

Performance Report

· Performance indicators are required for expenditure category 1.11. However, the performance questions really relate more to unemployment (and expenditure category 2.10). As a result, the Gun Violence Investigation and Prosecution Program reported zero workers enrolled in or completing sectoral job training programs, and zero people participating in summer youth employment programs.

Gun Violence Investigation and Prosecution Program

87378A: Gun Violence Investigation and Prosecution Program

Funding amount: \$50,000,000

Project Expenditure Category: 1.11 Public Health - Community Violence Interventions

Project Overview

· Act 54 of 2022 establishes the Gun Violence Investigation & Prosecution Grant Program (GVIP) within the Pennsylvania Commission on Crime and Delinquency (PCCD). Act 54 directs PCCD to administer \$50 million in federal COVID Relief - American Rescue Plan Act (ARPA) funding as grants to support the investigation and prosecution of violations of 18 Pa.C.S. Ch. 61 (relating to firearms and other dangerous articles) and crimes of violence as defined in 42 Pa.C.S. § 9714(g) (relating to sentences for second and subsequent offenses) where a firearm or a replica of a firearm, as defined in 42 Pa.C.S. § 9712(e) (relating to sentences for offenses committed with firearms), is used in the commission of the crime.

· District Attorneys, local law enforcement agencies (i.e., public agencies of a political subdivision with general police powers and charged with making arrests in connection with

enforcement of criminal or traffic laws), campus or university police, railroad or street railway police, airport authority police, and county park police are eligible applicants.

- Maximum award amounts range from \$500,000 to \$25 million, depending upon the type of the applicant.
- Per Act 54, funding could be used for the following purposes:
 - To improve and enhance coordination of Federal, State and local law enforcement investigations and prosecutions of violations of 18 Pa.C.S. Ch. 61 and crimes of violence involving firearms.
 - To support personnel costs, including salaries and overtime, relating to investigations and prosecutions of violations of 18 Pa.C.S. Ch. 61 and crimes of violence involving firearms, with priority given to applications focusing on straw purchasers and firearms trafficking.
 - To purchase technology systems, including related hardware and software, to improve investigations and prosecutions or increase clearance rates, including the purchase of gunshot detection technology and other technologies that support firearm violence reduction initiatives.
 - Initiatives that support the tracing of firearms used to commit crimes or delinquent acts and the identification of illegal firearms traffickers.
 - Any other efforts that aid in the investigation, arrest and prosecution of a crime involving firearms.
- As of June 30, 2023, \$49,632,871, or 99.3% of the \$50 million allocated for this project has been obligated and \$802,091.41, or 1.6%, has been expended.

Use of Evidence

- Per Appendix E of the April 1, 2023, *Project and Expenditure Report User Guide*, the Commonwealth is required to identify the funding amount allocated towards evidence-based interventions for expenditure category 1.11. However, while subrecipients of the program may use the funds to purchase hardware or software for investigation tracking or introduce initiatives that support firearm tracing, PCCD itself, is not planning to invest in evidence-based interventions.
- Appendix E also asks recipients to identify whether expenditure category 1.11 projects are primarily serving disproportionately impacted communities. Act 54 requires PCCD to prioritize applications for areas of the Commonwealth experiencing high rates of gun violence. To meet this requirement, gun violence data provided from the Pennsylvania State Police was referred to during the grant application review and selection process. The Act also required PCCD to reserve no less than 10% of available grant funds for county district attorneys' offices and law enforcement agencies serving rural communities. PCCD used available US Census data to make that determination.

Performance Report

- Performance indicators are required for expenditure category 1.11. However, the performance questions really relate more to unemployment (and expenditure category 2.10). As a result, the Gun Violence Investigation and Prosecution Program reported zero workers enrolled in or completing sectoral job training programs, and zero people participating in summer youth employment programs.

Violence Intervention and Prevention Program

87379A: Violence Intervention and Prevention Program

Funding amount: \$75,000,000

Project Expenditure Category: 1.11 Public Health – Community Violence Interventions

Project Overview

- According to Act 54 of 2022, money appropriated for COVID Relief – ARPA – Violence Intervention and Prevention must be used solely to provide grants and technical assistance to community-based organizations, institutions or higher education, municipalities, district attorneys, and other entities in accordance with Section 1306-B(b) the Public School Code of 1949.
- The Act requires that areas with high rates of gun violence must be prioritized.
- The Act further requires PCCD to distribute at least 10% of the total grant funding (\$7.5 million) towards district attorney’s offices serving rural communities.
- As of June 30, 2023, \$15,845,073.50, or 21.1% of the \$75 million allocated for this project had been obligated and \$158,595.84, or 0.2%, had been expended.

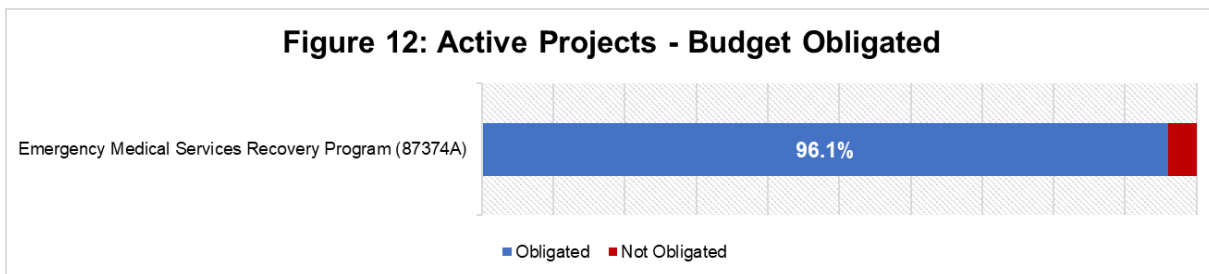
Use of Evidence

- Per Appendix E of the April 1, 2023, *Project and Expenditure Report User Guide*, the Commonwealth is required to identify the funding amount allocated towards evidence-based interventions for expenditure category 1.11. To meet this requirement, gun violence data provided from the Pennsylvania State Police was referred to during the grant application review and selection process.

Performance Report

- Performance indicators are required for expenditure category 1.11. However, the performance questions really relate more to unemployment (and expenditure category 2.10). As a result, the Gun Violence Investigation and Prosecution Program reported zero workers enrolled in or completing sectoral job training programs, and zero people participating in summer youth employment programs.

Pennsylvania Emergency Management Agency Projects:



Emergency Medical Services Recovery

87374A: Emergency Medical Services Recovery

Funding amount: \$25,000,000

Project Expenditure Category: 2.34 Negative Economic Impacts – Assistance to Impacted Nonprofit Organizations

Project Overview

- The Pennsylvania Emergency Management Agency’s Office of the State Fire Commissioner (OFSC) is tasked with distributing grants to Emergency Medical Services (EMS) companies under the COVID-19 Crisis Fire Company and Emergency Medical Services Grant Program.
- 666 Recipient companies are determined by the Pennsylvania Department of Health to be eligible for this funding.

- Recipient companies are not required to apply for funds and each company is estimated to receive just over \$37,500 which may be used for various funding needs — repair or purchase of ambulance equipment, debt reduction, training and certification of members, public building improvements, community risk reduction education for the general public, recruitment and retention programs (including programs for minors), or for revenue loss.
- As of June 30, 2023, \$24,016,484.75, or 96.1% of the \$25 million allocated for this project has been obligated to 646 entities. Expenditures total \$23,532,403.75, or 94.1%, as of June 30, 2023.

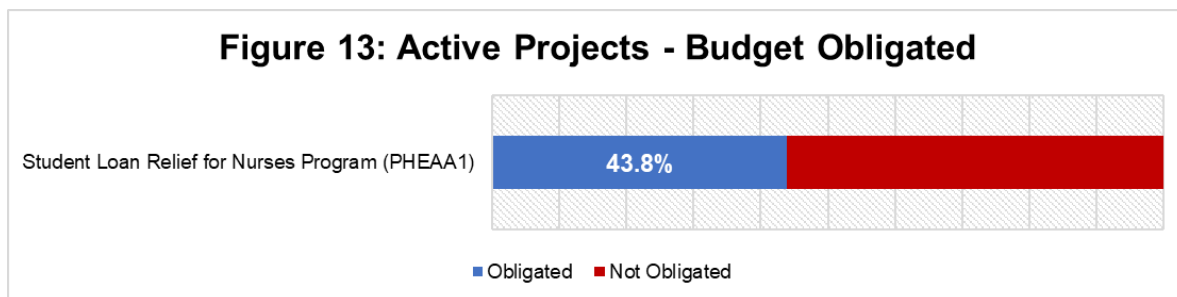
Use of Evidence

- Per Appendix E of the April 1, 2023, *Project and Expenditure Report User Guide*, the Commonwealth is not required to identify the funding amount allocated towards evidence-based interventions.

Performance Report

- Performance indicators are not required for 2.34 Negative Economic Impacts — Assistance to Impacted Nonprofit Organizations.
- As stated prior, 666 EMS providers across the Commonwealth were deemed eligible for this program, and as of June 30, 2023, 646 have been obligated funds in this project.

Pennsylvania Higher Education Assistance Agency Projects:



Student Loan Relief for Nurses

PHEAA1: Student Loan Relief for Nurses

Funding amount: \$20,000,000

Project Expenditure Category: 1.10 Public Health — COVID-19 Aid to Impacted Industries

Project Overview

- This project will provide loan relief for licensed Pennsylvania nurses who provided care throughout the COVID pandemic.
- Selected nurses will be eligible to receive up to \$7,500 (\$2,500 for each year of work, for a maximum of three years) in relief to reduce outstanding student loan debt. Eligible applicants must be licensed through the Pennsylvania Department of State and be either a registered nurse (RN) or practical nurse (LPN) and have worked in-person at a qualifying nursing facility and have begun employment prior to December 31, 2021.
- This funding will be distributed by the Pennsylvania Higher Education Assistance Agency (PHEAA). Loan relief awards were made in late summer 2022.
- PHEAA made student loan payments directly to federal and private loan servicers on behalf of each recipient.

· As of June 30, 2023, \$24,115,441, or 43.8% of the \$20 million allocated for this project has been obligated and \$20,090,851, or 36.5%, has been expended.

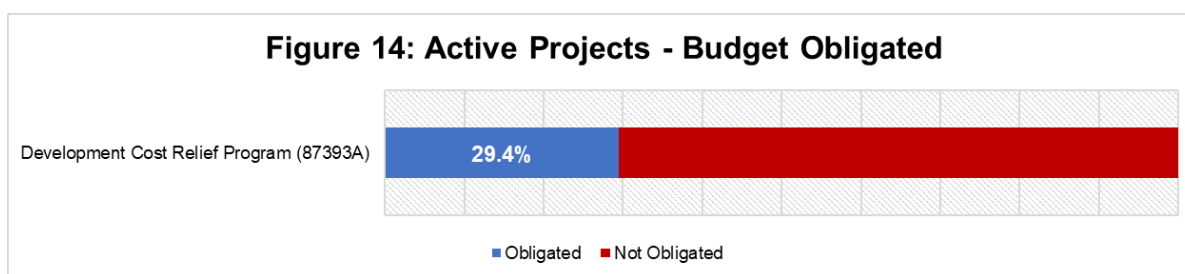
Use of Evidence

· Per Appendix E of the July 8, 2023, *Project and Expenditure Report User Guide*, the Commonwealth is not required to identify the funding amount allocated towards evidence-based interventions.

Performance Report

· Performance indicators are not required for 1.10 Public Health – Aid to Impacted Industries projects.

Pennsylvania Housing Finance Agency Projects:



Development Cost Relief Program

87393A: Development Cost Relief

Funding amount: \$150,000,000

Project Expenditure Category: 2.15 Negative Economic Impacts – Assistance to Households, Long-term Housing Security: Affordable Housing.

Project Overview

· The Development Cost Relief Program was established by Act 54 of 2022 and is administered by the Pennsylvania Housing Finance Agency for the purpose of supporting the production of housing developments by addressing financial deficiencies attributable to the effects of COVID-19 and other economic factors.

· As of June 30, 2023, \$44,166,436, 29.4% of the \$150 million allocated for this project has been obligated and \$15,614,424.51, or 10.4%, has been expended.

Use of Evidence

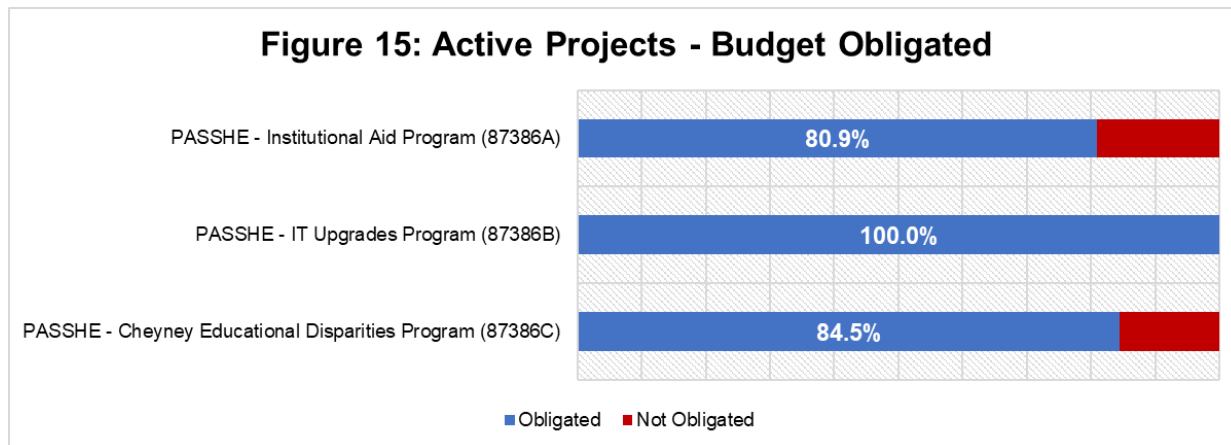
· Per Appendix E of the April 1, 2023, *Project and Expenditure Report User Guide*, the Commonwealth is required to identify the funding amount allocated towards evidence-based interventions for expenditure category 2.15. However, the Pennsylvania Housing Finance Agency did not direct project funds towards evidence-based interventions.

· Appendix E asks recipients to identify whether expenditure category 2.2 projects are primarily serving disproportionately impacted communities. While the Development Cost Relief Program does not specifically serve disproportionately impacted communities, it does provide assistance for the development of low-income housing and developments that experienced cost increases or losses due to the COVID-19 pandemic.

Performance Report

· Performance indicators are required for expenditure category 2.15. The Development Cost Relief Program reports zero households receiving eviction prevention services and 445 affordable housing units preserved or developed.

Pennsylvania State System of Higher Education Projects:



PASSHE – Institutional Aid Program

87386A: PASSHE Institutional Aid Program

Funding amount: \$107,883,626

Project Expenditure Category: 2.37 Negative Economic Impacts - Economic Impact Assistance: Other

Project Overview

· Act 54 of 2022 appropriated COVID-relief dollars to the Pennsylvania State System of Higher Education (PASSHE) to pay State universities for the 2022-23 fiscal year. This funding will cover institutional aid for students of the greatest need at PASSHE Universities by reducing the cost of tuition, fees, room, and board.

· The Act requires PASSHE to fund State universities as follows:

- \$34,294,978 must be paid in the aggregate to integrated universities.
- \$7,371,688 must be paid to Cheyney University
- An amount determined for each State university that doesn't qualify for the two payments listed above must be paid by multiplying the average of the 2020 and 2021 fall full-time equivalent enrollment by \$83,333,334 and then dividing that amount by the average of the 2020 and 2021 fall full-time enrollment for all State universities eligible to receive payments.

· As of June 30, 2023, \$87,303,111.72, or 80.9% of the \$108 million allocated for this project has been obligated and \$49,669,810.32, or 46.0%, has been expended.

Use of Evidence

· Per Appendix E of the April 1, 2023, *Project and Expenditure Report User Guide*, the Commonwealth is required to report whether certain types of projects are targeted to impacted and disproportionately impacted communities for expenditure category 2.37. As a

result, this project specifically provided institutional aid to low- or-moderate income households or communities.

Performance Report

· Performance indicators are not required for expenditure category 2.37.

PASSHE - IT Upgrades Program

87386B: PASSHE - IT Upgrades Program

Funding amount: \$10,132,630

Project Expenditure Category: 3.4 Public Health - Negative Economic Impacts: Public Sector Capacity – Effective Service Delivery

Project Overview

· The PASSHE - IT Upgrades Program funds the implementation and costs associated with a new student information system. The system is designed to improve the delivery of public higher education and help PASSHE monitor the success of students through graduation. The system also assists PASSHE in fulfilling workforce needs.

· As of June 30, 2023, all of the \$10,132,630 allocated for this project has been obligated and \$2,581,975.82, or 25.5%, has been expended.

Use of Evidence

· Per Appendix E of the April 1, 2023, *Project and Expenditure Report User Guide*, the Commonwealth is not required to identify the funding amount allocated towards evidence-based interventions for expenditure category 3.4.

Performance Report

· Performance indicators are not required for expenditure category 3.4.

PASSHE - Cheney Educational Disparities

87386C: PASSHE – Cheney Educational Disparities

Funding amount: \$6,983,744

Project Expenditure Category: 2.25 Negative Economic Impacts - Addressing Educational Disparities

Project Overview

· The PASSHE – Cheney Education Disparities Program funds Cheney University to address disproportionate educational and economic disparities, such as providing financial aid counseling, academic success centers, career development services, counseling services, enrollment, campus safety costs, and providing academic programs like STEM where this is a historical lack of low- and middle-income minority representation.

· As of June 30, 2023, \$5,900,837.41, or 84.5% of the \$7 million allocation has been obligated and expended.

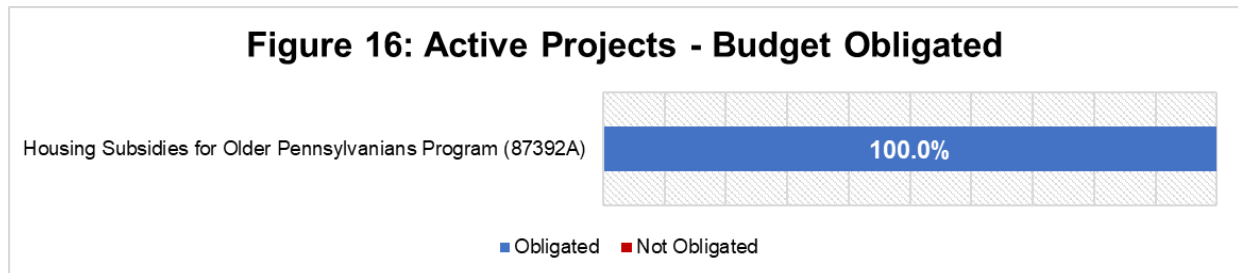
Use of Evidence

· Per Appendix E of the April 1, 2023, *Project and Expenditure Report User Guide*, the Commonwealth is required to identify the funding amount allocated towards evidence-based interventions for expenditure category 2.25. As a result, this project specifically provided institutional aid to low- or-moderate income households or communities.

Performance Report

- Performance indicators are not required for expenditure category 2.25.

Pennsylvania Department of Revenue Projects:



Housing Subsidies for Older Pennsylvanians Program

87392A: Housing Subsidies for Older Pennsylvanians

Funding amount: \$140,000,000

Project Expenditure Category: 2.2 Negative Economic Impacts – Assistance to Households, Household Assistance: Rent, Mortgage, and Utility Aid.

Project Overview

- The Pennsylvania Department of Revenue’s Housing Subsidies for Older Pennsylvanians project uses SLFRF funds to provide a one-time bonus to otherwise eligible rebate recipients. The state-funded rebate program was established in 1971 to provide for housing subsidies to senior citizens and disabled adults who own homes or rent properties in Pennsylvania.
- As of June 30, 2023, all of the \$140 million allocated for this project has been obligated and expended.

Use of Evidence

- Per Appendix E of the April 1, 2023, *Project and Expenditure Report User Guide*, the Commonwealth is required to identify the funding amount allocated towards evidence-based interventions for expenditure category 2.2. However, the Department of Revenue did not direct project funds towards evidence-based interventions.
- Appendix E asks recipients to identify whether expenditure category 2.2 projects are primarily serving disproportionately impacted communities. The Housing Subsidies for Older Pennsylvanians Program specifically serves low-income households.

Performance Report

- Performance indicators are required for expenditure category 2.2. The Housing Subsidies for Older Pennsylvanians Program reports zero households receiving eviction prevention services and zero affordable housing units preserved or developed.
- The average subsidy from the Housing Subsidies for Older Pennsylvanians Program is \$335.

Future Projects

Aside from the revenue replacement activities and the 30 active projects described above, the remaining \$636.878 million in SLFRF funds allocated to the Commonwealth of Pennsylvania is appropriated for 11 projects, which are listed below. None of these projects have expenditures or commitments yet, and the program design and reporting expenditure categories have yet to be determined. As more information becomes available and programs are implemented, these projects will be added to the Project Inventory in future Recovery Plan Performance Reports.

Table 2 contains a listing of the 11 projects that have not begun, as of June 30, 2023, including the project ID, project name, administering department, and budget.

Project ID	Project Name	Administering Department	Budget (in millions)
87352A	Clean Water Procurement Program	PENNVEST	\$22
87353A	Storm Water Management Grants	Department of Environmental Protection	\$8.8
87380A	H2O Account Projects	Commonwealth Financing Agency	\$214.4
87380B	Water and Sewer Projects	Commonwealth Financing Agency	\$105.6
87382A	Transfer to the Unemployment Trust Fund	Executive Offices	\$42.328
87384A	Historically Disadvantaged Business Assistance	Department of Community and Economic Development	\$20
87385A	Cultural and Museum Preservation Grants	Commonwealth Financing Agency	\$15
87388A	Biotechnology Research Project	Department of Health	\$5
87390A	Mental Health Project	Department of Human Services	\$100
87394A	Affordable Housing Construction	Pennsylvania Housing Finance Agency	\$100
87395A	LIHEAP Weatherization	Department of Community and Economic Development	\$3.75